



SL 273 D KR



SL 473 KR









SL573 D KR

Most important features:

- 1 to 8 feed spaces, single and double sided
- White inner surfaces for the best feed intake and hygiene
- 11mm highest quality, unbreakable plastic
- Trough manufactured from high quality type 304 stainless steel
- Stainless steel trough raised from the floor – to allow for more effective cleaning
- The angle of the front of the trough allows the pig to stand close and eat in natural position
- Additional lower bar incorporated into feed space dividers to prevent piglets getting trapped
- Ingenious anti-spill rim, prevents feed spilling
- Anti-spill rim closes completely inside the trough for optimal hygiene and no stuck ear tags
- Constructed using very strong stainless steel rivets that will not work loose in the way that nuts and bolts do in the long term
- Slide adjustment for very accurate and easy adjustment. A slide adjustment saves time
- Heavy weight feeder designed for long life


The VERBA Dryfeeder for piglets: SL model with stainless steel feed trough. The dry feeder with stainless steel trough is ideal for all types of dry feed, including mixes with 35% CCM. The feeder is specially designed for animals weighing between 7 and 35 kg. The large bunker volume and the variety of models makes this dry feeder ideal for feeding any size group of animals from large to small. All feeders are also available in double versions. Guarantee: 7 Years on construction- and material faults.

Options: Mounting angles, stainless steel U-profiles, lid, spindle adjustment, CCM-slide, stud plate for under the feeder, drinkers

			FEED							ARTICLE
SL 173 KR	Single	a-b-c-d	19 ltr	W 250 x D 300 x H 730	1	6	7-35 kg	10 kg	A00-1081 KR	
SL 273 KR	Single	a-b-c-d	36 ltr	W 400 x D 300 x H 730	2	12	7-35 kg	14 kg	A00-1083 KR	
SL 373 KR	Single	a-b-c-d	53 ltr	W 600 x D 300 x H 730	3	18	7-35 kg	19 kg	A00-1085 KR	
SL 473 KR	Single	a-b-c-d	70 ltr	W 800 x D 300 x H 730	4	24	7-35 kg	24 kg	A00-1087 KR	
SL 573 KR	Single	a-b-c-d	87 ltr	W 1000 x D 300 x H 730	5	30	7-35 kg	28 kg	A00-1089 KR	
SL 673 KR	Single	a-b-c-d	104 ltr	W 1200 x D 300 x H 730	6	36	7-35 kg	35 kg	A00-1091 KR	
SL 773 KR	Single	a-b-c-d	121 ltr	W 1400 x D 300 x H 730	7	42	7-35 kg	40 kg	A00-1093 KR	
SL 873 KR	Single	a-b-c-d	138 ltr	W 1600 x D 300 x H 730	8	48	7-35 kg	44 kg	A00-1095 KR	
SL 173 D KR	Double	a-b-c-d	35 ltr	W 250 x D 500 x H 730	2 x 1	2 x 6	7-35 kg	15 kg	A00-1121 KR	
SL 273 D KR	Double	a-b-c-d	67 ltr	W 400 x D 500 x H 730	2 x 2	2 x 12	7-35 kg	19 kg	A00-1123 KR	
SL 373 D KR	Double	a-b-c-d	99 ltr	W 600 x D 500 x H 730	2 x 3	2 x 18	7-35 kg	25 kg	A00-1125 KR	
SL 473 D KR	Double	a-b-c-d	131 ltr	W 800 x D 500 x H 730	2 x 4	2 x 24	7-35 kg	31 kg	A00-1127 KR	
SL 573 D KR	Double	a-b-c-d	163 ltr	W 1000 x D 500 x H 730	2 x 5	2 x 30	7-35 kg	39 kg	A00-1129 KR	
SL 673 D KR	Double	a-b-c-d	195 ltr	W 1200 x D 500 x H 730	2 x 6	2 x 36	7-35 kg	45 kg	A00-1131 KR	
SL 773 D KR	Double	a-b-c-d	227 ltr	W 1400 x D 500 x H 730	2 x 7	2 x 42	7-35 kg	53 kg	A00-1133 KR	
SL 873 D KR	Double	a-b-c-d	259 ltr	W 1600 x D 500 x H 730	2 x 8	2 x 48	7-35 kg	61 kg	A00-1135 KR	

Feed: a= pellet, b= crumb, c= meal, d=meal mixed with max. 35% CCM and/or weat/barley

The number of animals specified for each feed dispenser is an indication only and can depend on genetics, feed type, mineral regulations, legislation



Option: Lid

